

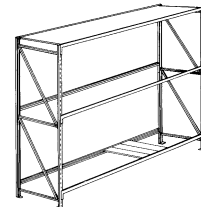
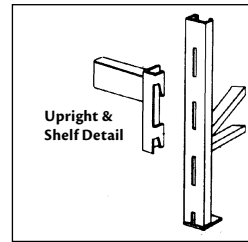
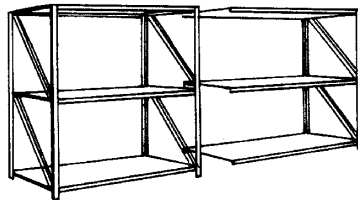
RACKING & SHELVING



PRONTO BULK STORAGE RACKS

- Shelving units are ideal for storage of heavy/bulk merchandise
- Feature a maximum capacity of 8000 lbs./section and 2000 lbs./shelf
- Easy and quick installation, only 4 components involved: beams, frames, shelving and safety bars
- Vertical adjustability of beams in 4" increments provides the flexibility to suit your changing warehousing needs
- Frames and beams lock easily and securely
- Each Pronto bulk storage rack starter unit is comprised of two all-welded end frames, and three 5/8" presswood shelves flush-fitted into positive locking steel shelf beams (2 per shelf)
- Add-on units include only one end frame
- Additional shelves may be added into any unit at 4" vertical centres
- Order one starter unit, and multiple add-ons for a continuous racking set-up
- For extra stability and rigidity all units feature 3 safety bars per shelf
- Various other dimensions are available in Pronto racking
- Rack only units (no wood shelves) are available upon inquiry
- Centennial blue enamel finish

Note: Not recommended for powered lift truck applications.



24" SHELF DEPTH

36" SHELF DEPTH

48" SHELF DEPTH

Size W' x H'	Description	Cap. per level lbs.	Model No.	Wt. lbs.	Price /Each	Model No.	Wt. lbs.	Price /Each	Model No.	Wt. lbs.	Price /Each
7 x 8	Starter	1400	RA443	245		RA475	288		RA507	331	
7 x 8	Add-on	1400	RA441	217		RA473	258		RA505	299	
7 -	Add'l shelf	1400	RA470	63		RA502	76		RA534	89	
8 x 10	Starter	2000	RA453	302		RA485	351		RA517	400	
8 x 10	Add-on	2000	RA451	268		RA483	315		RA515	362	
8 -	Add'l shelf	2000	RA471	78		RA503	93		RA535	108	
8 x 12	Starter	2000	RA463	316		RA495	365		RA527	414	
8 x 12	Add-on	2000	RA461	275		RA493	322		RA525	369	
8 -	Add'l shelf	2000	RA471	78		RA503	93		RA535	108	

22-GA. GALVANIZED SHELF PANELS

7/8" Model No.	1 3/8" Model No.	Size"	Cap. lbs.	Price /Each
RB889	RB020	6 x 24	258	
RB890	RB021	6 x 30	200	
RB891	RB022	6 x 36	165	
RB892	RB023	6 x 42	139	
RB893	RB024	6 x 48	120	

WIDE SPAN RECORD STORAGE SHELVING

- Efficiently organize and store all records in a single information retrieval center
- 12-gauge steel posts and beams and wire mesh decks provide maximum strength
- Easy to install with snap together shelf beams, no nuts and bolts
- Wire mesh decking allows for increased flow and circulation
- Frame Colour: Grey



RN573



Model No.	Kit Type	No. of Shelves	Cap lbs. /Shelf	Size W" x D" x H"	Price /Each
RN577	Starter	3	1340	42 x 18 x 60	
RN585	Add-On	3	1340	42 x 18 x 60	
RN578	Starter	3	1340	42 x 32 x 60	
RN586	Add-On	3	1340	42 x 32 x 60	
RN579	Starter	4	1340	42 x 18 x 84	
RN587	Add-On	4	1340	42 x 18 x 84	
RN580	Starter	4	1340	42 x 32 x 84	
RN588	Add-On	4	1340	42 x 32 x 84	
RN573	Starter	3	800	72 x 18 x 60	
RN581	Add-On	3	800	72 x 18 x 60	
RN574	Starter	3	800	72 x 32 x 60	
RN582	Add-On	3	800	72 x 32 x 60	
RN575	Starter	4	800	72 x 18 x 84	
RN583	Add-On	4	800	72 x 18 x 84	
RN576	Starter	4	800	72 x 32 x 84	
RN584	Add-On	4	800	72 x 32 x 84	

HEAVY-DUTY SHELVING

- Modular design allows the unit to be set up as a shelving unit or as work bench
- Includes five Medium-Density Fiberboard (MDF) shelves
- Shelves snap into place quickly and easily
- Kit Type: Starter
- No. of Shelves: 5
- Shelf Capacity: 1200 lbs.
- Material: Steel
- Shelving Unit Type: Boltless
- Style: Open



KLETON

Model No.	Dimensions			Price /Each
	W"	x	D" x H"	
RN455	36	x	18 x 72	
RN456	36	x	24 x 72	
RN457	48	x	18 x 72	
RN458	48	x	24 x 72	